



Evolution In High Performance Computing And Its Effects On Extreme-Scale Simulations

Khaled A. Alhussan (Associate Research Professor)
Director, National Center For Aeronautical Technology
Director, Aerospace Sector
King Abdulaziz City For Science And Technology (KACST)
Saudi Arabia, Riyadh

Thursday, September 12 at 15:30

There are many factors that constrain the performance of the applications of HPC systems when going to large core count, both within the compute node and across the whole system. Major simulations require a lot of computing time: from days to even weeks but only a few (maybe) hours are needed on a supercomputer.

Rapid progress in high performance computing enables us to investigate deep into the behavior of natural phenomenon of physics. e.g.

1. Complex flow in CFD (complex flow simulation enabled the researchers to model complex jet engine environments which cannot be observed firsthand, using one million compute cores),
2. Turbulent flow analysis (20 percent of world energy consumption is traceable by turbulent flow analysis and the energy it dissipates),
3. Neural-network simulation (A neural network simulation of 1.73 billion nerve cells connected by 10.4 trillion synapses was performed, which is only 1 percent of the neuronal network in the brain.) etc.

Every architecture has a certain significance, depending on its size, speed, and scale.

The future is bright for HPC's but challenges loom as we go from Peta-Flops to Exa-Flops even Zeta-Flops.

How do we program for 10^{8-10} cores, especially if the cores are different?

Most of the scientific communities prefer Green computers .

Some economically efficient HPC's provide highest efficiency in performance with the lowest energy consumption..

The supercomputer SANAM redefines power-efficiency, securing the 4th rank in the global Green500™ List, as well as 52nd on the Top500 Super Computer List in June 2013.

Examples of World's HPC Centers

1. Tianhe-2 (China)

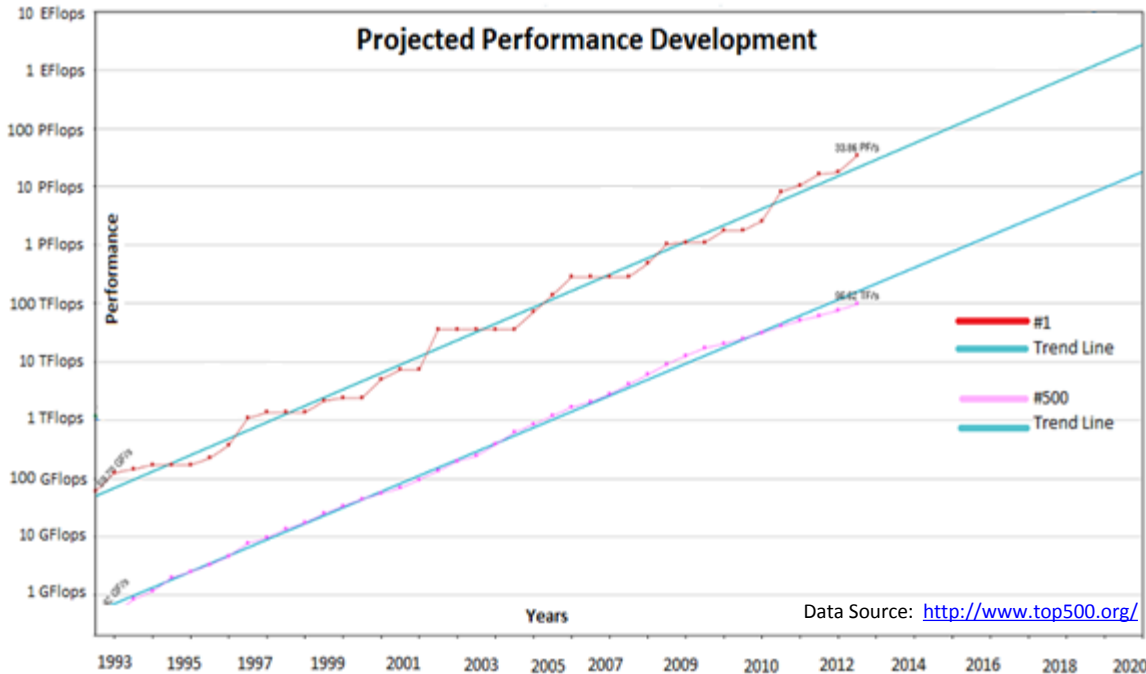
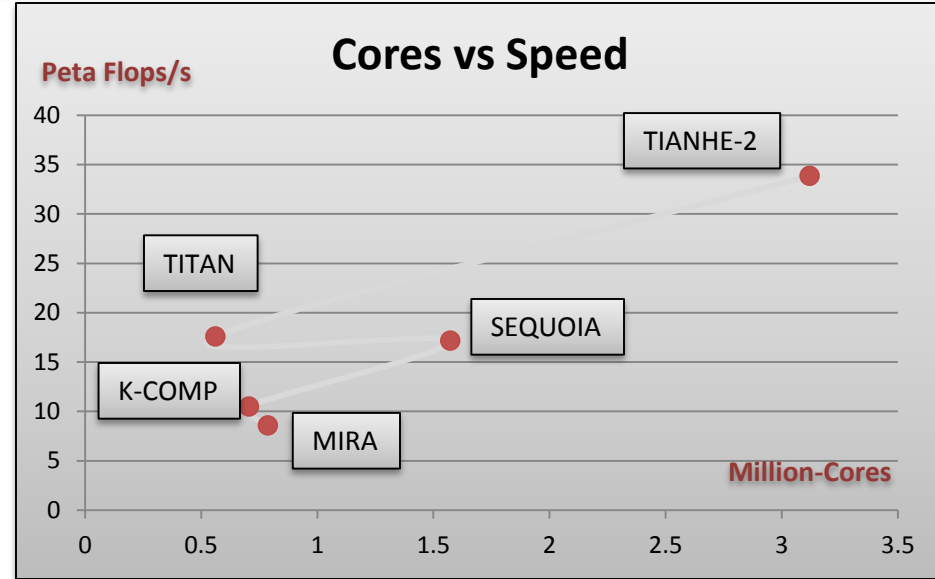


Location: National University of Defense Technology
Speed : 33.9 petaflops
Application areas: Airplanes, processing "big data," and aiding in government security.

2. Titan (CRAY-USA)



Location: Oak Ridge National Laboratory
Speed: 17.6 petaflops
Application areas: Climate change, bio fuels and nuclear energy.



3. Sequoia (IBM-USA)



Location: DOE's Lawrence Livermore National Laboratory
Speed: 17.17 petaflop/s
Application Areas: Life sciences, public safety and transportation.

4. K computer (Fujitsu-Japan)



Location: RIKEN Advanced Institute for Computational Science (AICS)
Speed: 10.51 Pflop/s
Application areas: energy ,healthcare , climate change , industries and space.

5. Mira (IBM-USA)



Location: Argonne National Laboratory
Speed: 8.59 petaflop/s
Application areas: Exploding stars, nuclear energy, climate change, and jet engines.

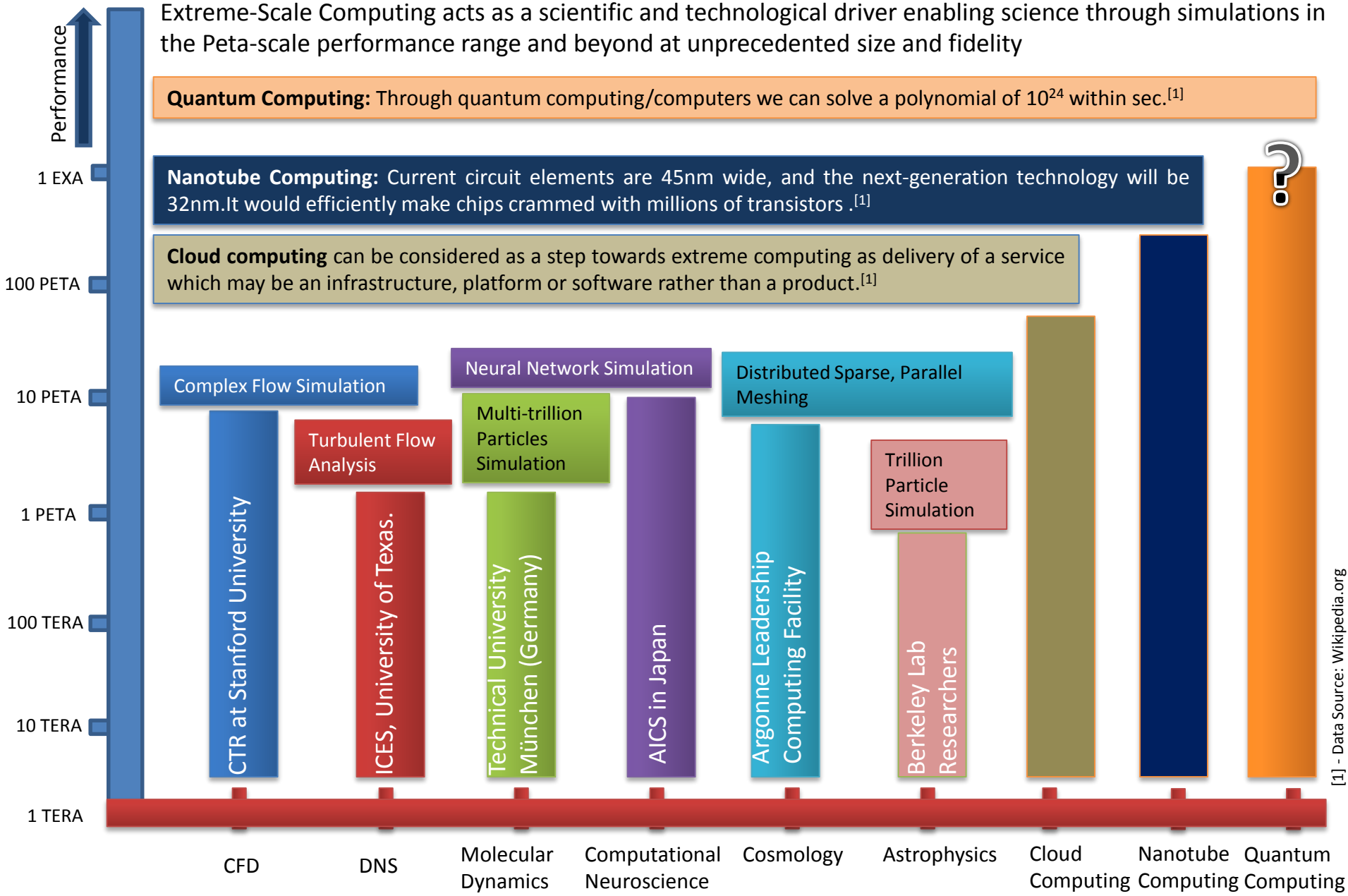
Extreme-Scale Computing

Extreme-Scale Computing acts as a scientific and technological driver enabling science through simulations in the Peta-scale performance range and beyond at unprecedented size and fidelity

Quantum Computing: Through quantum computing/computers we can solve a polynomial of 10^{24} within sec.^[1]

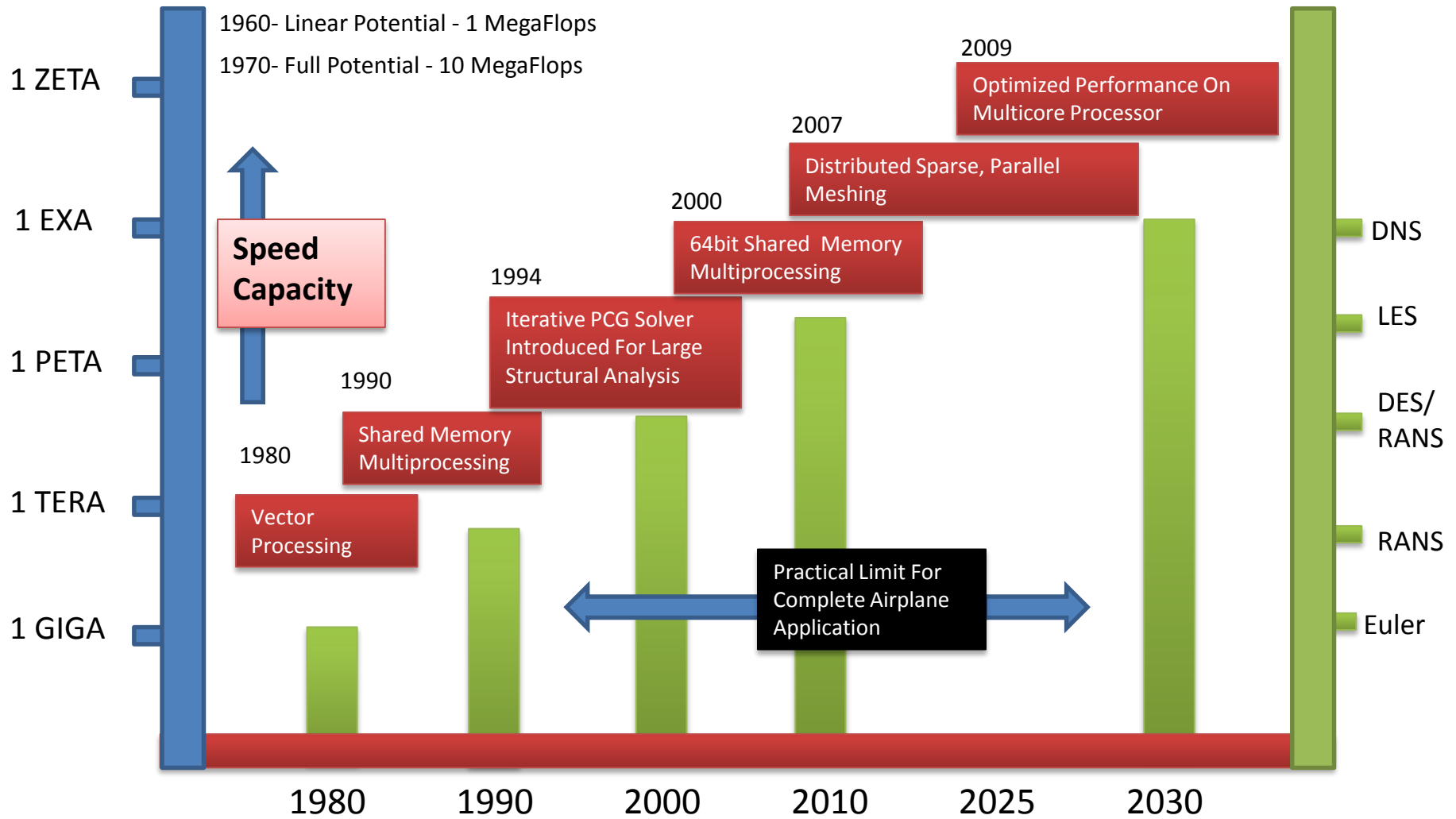
Nanotube Computing: Current circuit elements are 45nm wide, and the next-generation technology will be 32nm. It would efficiently make chips crammed with millions of transistors.^[1]

Cloud computing can be considered as a step towards extreme computing as delivery of a service which may be an infrastructure, platform or software rather than a product.^[1]



[1] - Data Source: Wikipedia.org

Increasing Computational Complexity, Decreasing Experiment



How HPC fits into CFD?

C++, Fortran, MPI / OpenMP
 Opengl, Cuda, Parallel Libraries
 And more

1. Linear Algebra
2. Numerical Methods
3. Discretization
4. Meshing Methods

Stokes theorem:

$$\int_S \mathbf{n} \cdot (\nabla \times \mathbf{v}) dS = \int_C \mathbf{t} \cdot \mathbf{v} ds$$

Green's theorem

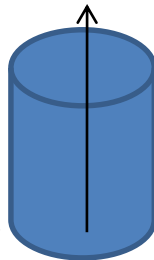
$$\int_S f n_i dS = \int_V \frac{\partial f}{\partial x_i} dV$$

Divergence theorem

$$\int_S v_i n_i dS = \int_V \frac{\partial v_i}{\partial x_i} dV,$$

$$\int_S \mathbf{v} \cdot \mathbf{n} dS = \int_V \nabla \cdot \mathbf{v} dV,$$

$$\int_S \mathbf{n} \times \mathbf{v} dS = \int_V \nabla \times \mathbf{v} dV,$$



Volume Flux

$$\int_S \mathbf{v} \cdot \mathbf{n} dS = \int_S v_j n_j dS$$

Mass Flux

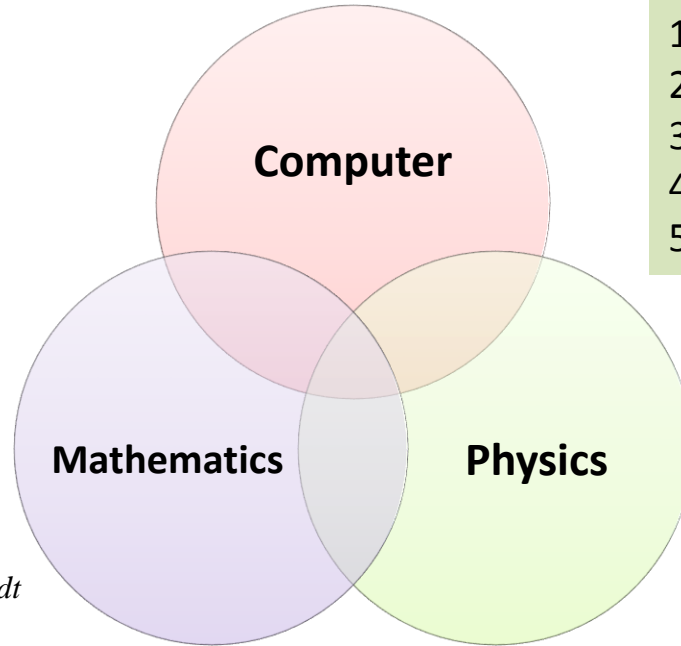
$$\int_S \rho \mathbf{v} \cdot \mathbf{n} dS = \int_S \rho v_j n_j dS$$

Momentum Flux

$$\int_S \rho \mathbf{v} (\mathbf{v} \cdot \mathbf{n}) dS = \mathbf{i}_k \int_S \rho v_k v_j n_j dS$$

Kinetic Energy Flux

$$\int_S \frac{1}{2} \rho v^2 (\mathbf{v} \cdot \mathbf{n}) dS = \int_S \frac{1}{2} \rho v_i v_i v_j n_j dS$$



1. Navier-Stokes Equations
2. Euler Equations
3. Large Eddy Simulation
4. Linear and Full Potential
5. And more

Constitutive Equations

$$F(p, \rho, \theta) = 0$$

$$\mathbf{T} = (\text{tr}(\mathbf{D})\lambda - p)\mathbf{I} + 2\mu\mathbf{D}$$

$$\vec{q} = -k\nabla\theta$$

$$\mathbf{u} = \mathbf{u}(\theta, \rho)$$

$$\tau = \mu \frac{\partial u}{\partial y}$$

Drag Equation

$$D = \frac{1}{2} c_d \rho A v^2$$

Ideal Gas Law

$$pV = nRT$$

Sutherlands Law

$$\mu = \mu_{ref} \left(\frac{T}{T_{ref}} \right)^{3/2} \frac{T_{ref} + S}{T + S}$$

Computational Fluid Dynamics

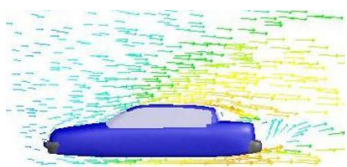
- 1. Fluid flows are governed by partial differential equations which represent conservation laws for the mass, momentum, and energy.
- 2. CFD is the simulation of fluid engineering applications, using modeling and numerical methods (CAD, Pre processing, discretization, solvers, numerical parameters, and grid generations, post processing etc.)

Governing Equations of CFD

Continuity equation: $\frac{\partial \rho}{\partial t} + \frac{\partial}{\partial x_j} [\rho u_j] = 0$

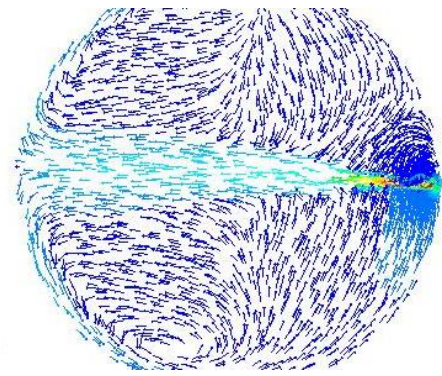
Momentum equations: $\frac{\partial}{\partial t} (\rho u_i) + \frac{\partial}{\partial x_j} [\rho u_i u_j + p \delta_{ij} - \tau_{ji}] = 0,$

Energy equation: $\frac{\partial}{\partial t} (\rho e_0) + \frac{\partial}{\partial x_j} [\rho u_j e_0 + u_j p + q_j - u_i \tau_{ij}] = 0$



Applications and Examples of CFD

- 1. Full scale simulations (airplanes, automotives etc)
- 2. Simulate of physical fluid phenomena that are difficult for experiments
- 3. More cost effective and more rapid than EFD (Explicit Formula Database)
- 4. High-fidelity database for diagnosing flow field
- 5. Environmental effects (oil, wind, weather, etc)
- 6. Hazards (Explosions, radiation, pollution etc)



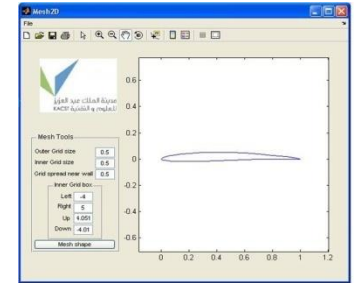
Simulation ↗

When do we need a Mesh?

A mesh is needed when, We want to solve a given problem on a computer using a method which requires a discrete representation of the domain

What defines a Mesh?

- A mesh is defined as a discrete representation Ω_h of some spatial domain Ω
- A domain can be subdivided into 'K' smaller non-overlapping closed sub domains. Ω_h^k .
- The mesh is the union of such sub domains $\Omega_h = \bigcup_{k=1}^K \Omega_h^k$

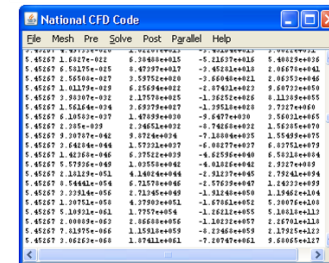
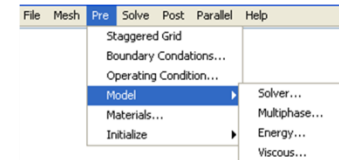
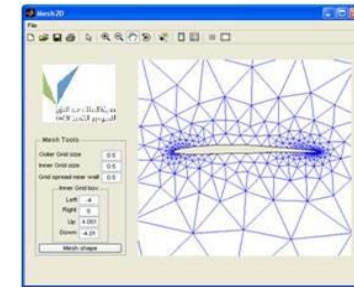

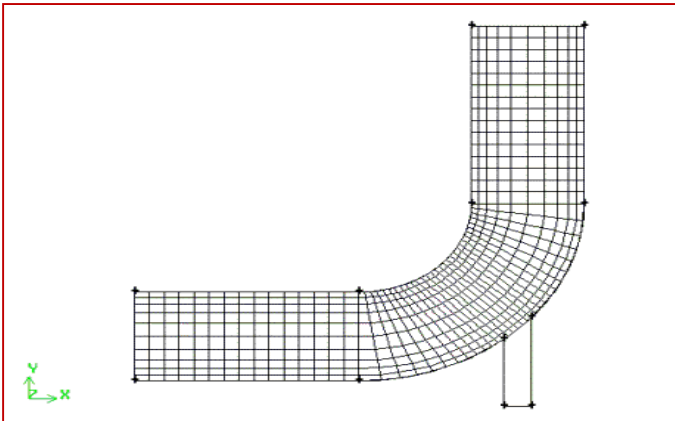


Structured Meshes

Requires geometry to conform to specific characteristics

Unstructured Meshes

No specific requirements for geometry



Application Of CFD

Airplane Transonic Study

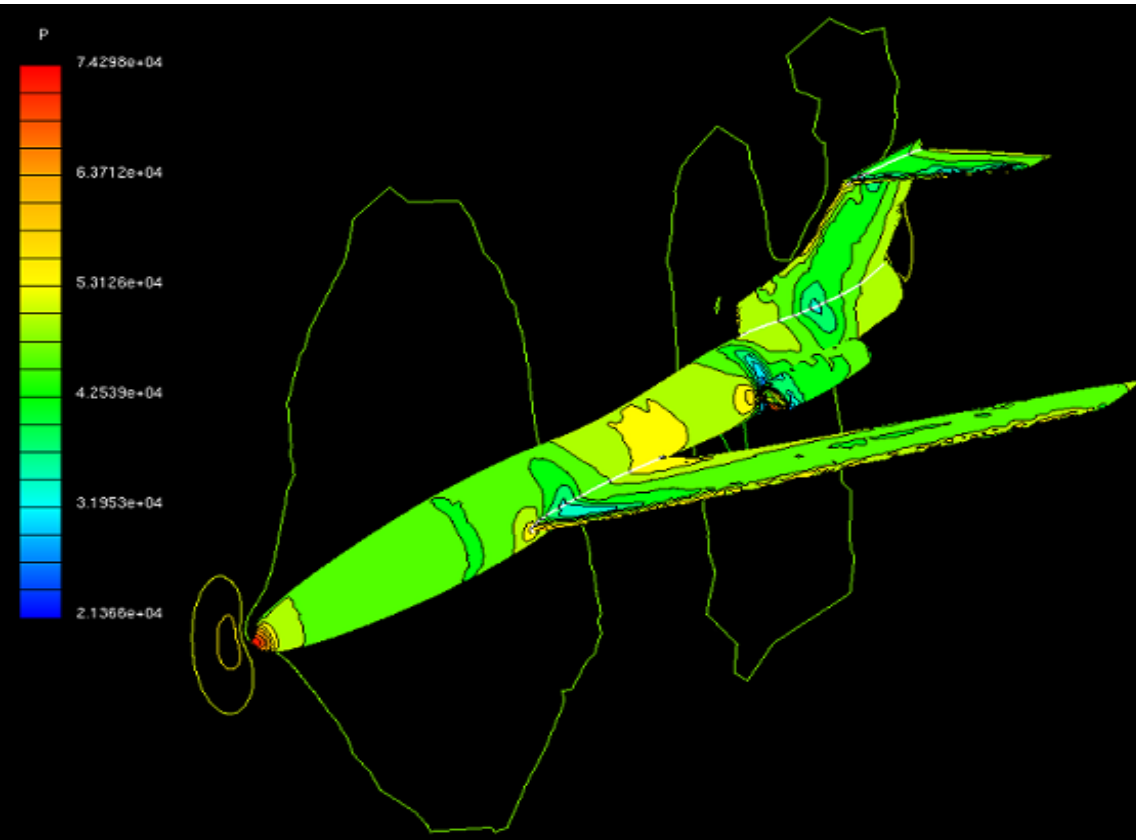
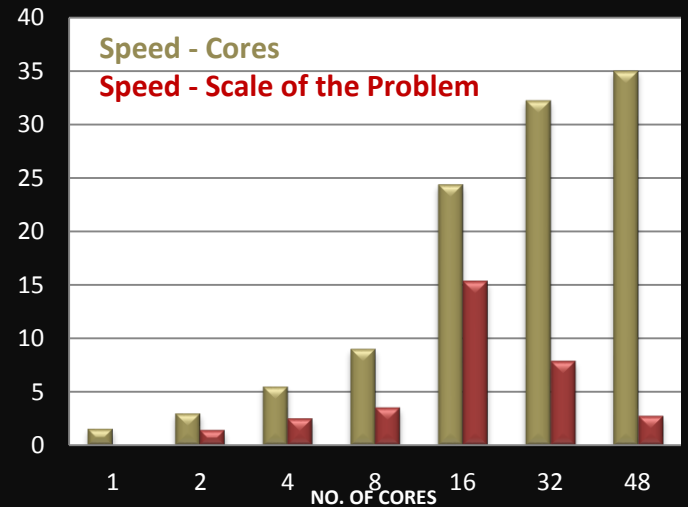
Free Stream Flow Conditions

- Free Stream Mach Number = 0.90
- Chords Reynolds number = 5 million
- Angle of Attack = 4°
- Reference Temperature = 310.92 k

Solver Setup

- Steady state, Density based
- Sparat – Allmaras

GFLOPS/s



Grid Generation

- Unstructured Tetrahedral and Prism Mesh
- 6,405,679 mixed cells
- Increased number of cells around wing body to capture boundary layer effects

Application Of CFD

- In CFD the prediction of aerodynamic drag is a big challenge.
- The accuracy in drag prediction is highly dependent on the mesh resolution.
- In order to meet the computational requirement for solution of such problems the role of HPC is vital.
- The research is still in progress on common grid study for more accurate predictions of drag which highly depends on the grid refinement .

Governing Equations of CFD

Continuity equation:

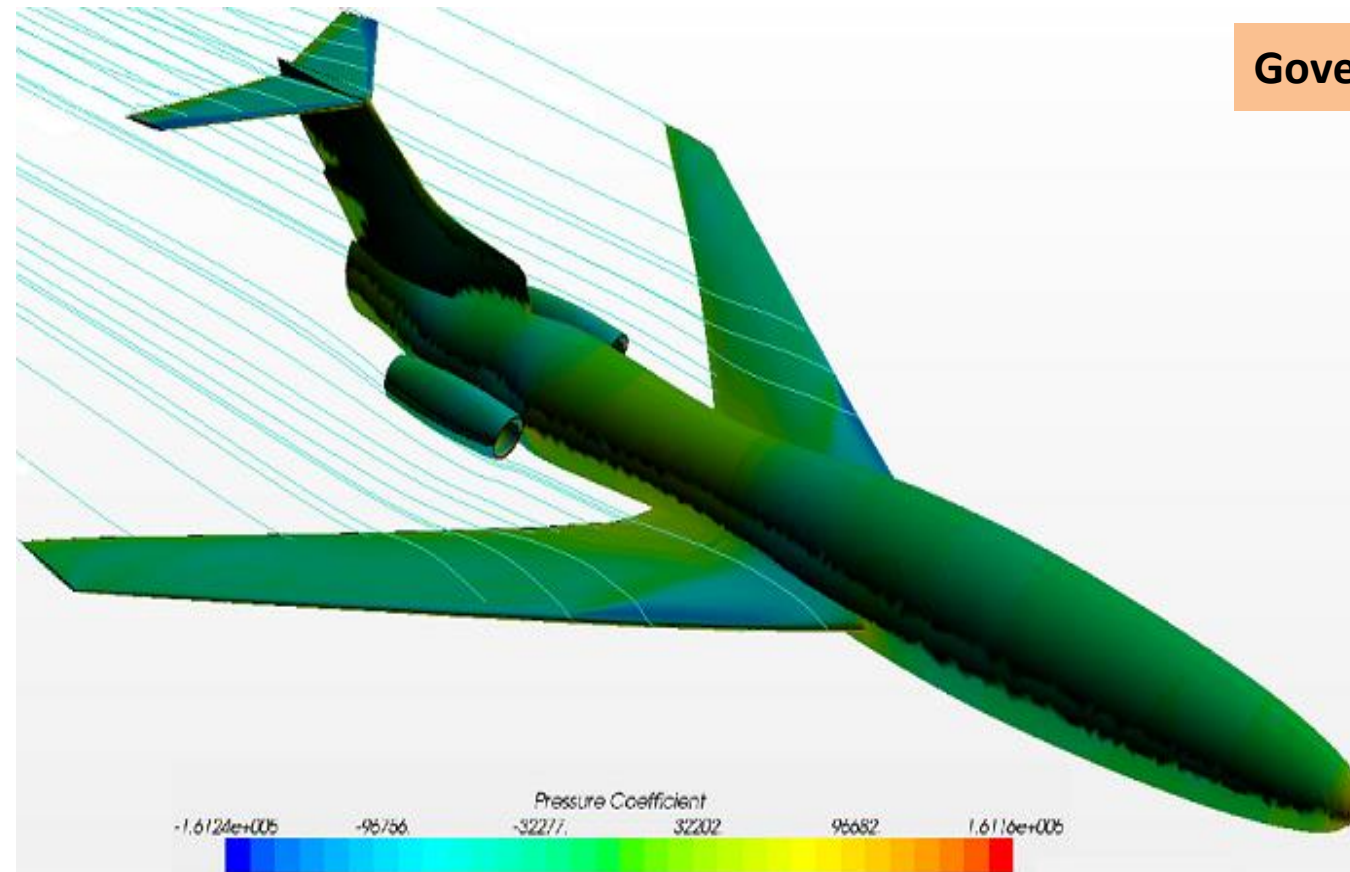
$$\frac{\partial \rho}{\partial t} + \frac{\partial}{\partial x_j} [\rho u_j] = 0$$

Momentum equations:

$$\frac{\partial}{\partial t} (\rho u_i) + \frac{\partial}{\partial x_j} [\rho u_i u_j + p \delta_{ij} - \tau_{ji}] = 0,$$


Energy equation:

$$\frac{\partial}{\partial t} (\rho e_0) + \frac{\partial}{\partial x_j} [\rho u_j e_0 + u_j p + q_j - u_i \tau_{ij}] = 0$$



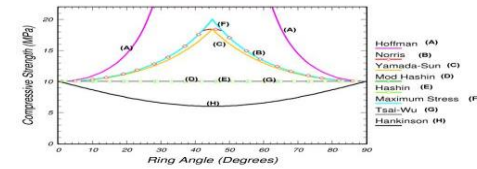
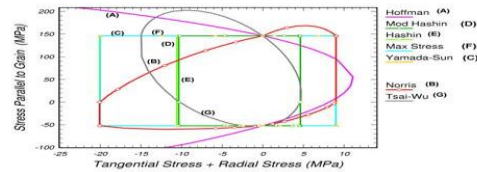
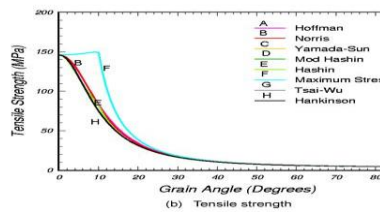
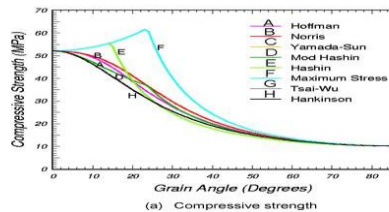
Airframe Design FEM-FSI

Composites - Strength verification



airframe design in composite carbon and glass fibers materials. Composite sandwich panels are characterized by high stiffness and low weight. Composites are transversely isotropic materials with distinct failure modes in the parallel (fiber) and perpendicular (transverse fiber) directions.

Numerous failure criteria are available for modeling the yield strength of composite materials. Below is the comparison of various failure modes.

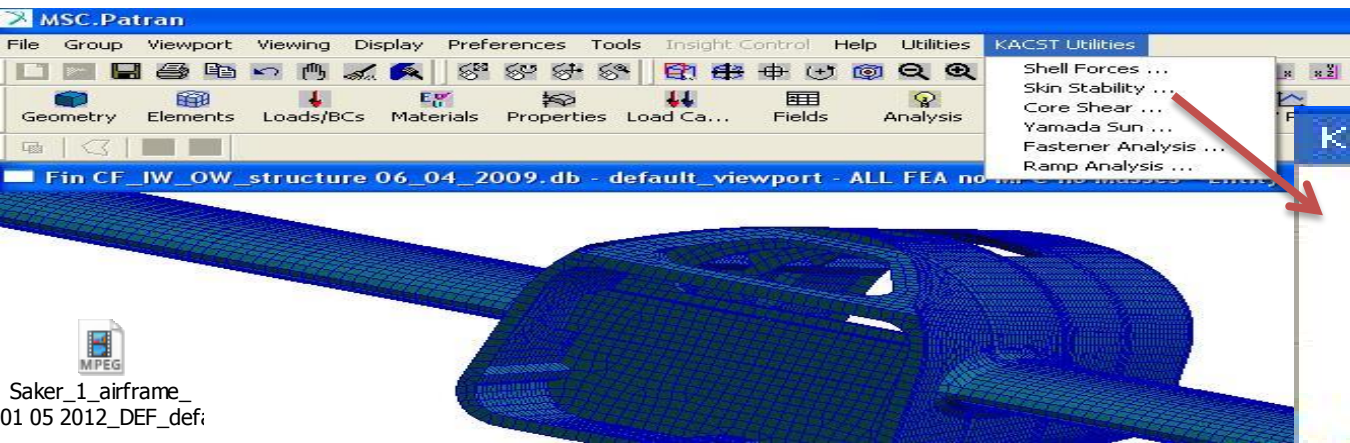


The program utilizes the Yamada – Sun failure criteria

This criterion predicts that the normal and shear stresses are mutually weakening (the presence of shear stress reduces the strength below that measured in uniaxial stress).

$$\frac{\sigma_{11}^2}{X^2} + \frac{\sigma_{12}^2}{S^2} \geq 1$$

KACST Utilities program was developed in-house in order to calculate Reserve Factors (RF) for Yamada – Sun failure criteria . The program is directly imbedded in PATRAN software and directly interfaced with NASTRAN Finite Element Analyses results.



KACST Utilities

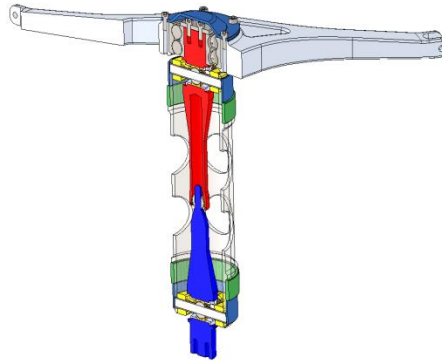
- Shell Forces ...
- Skin Stability ...
- Core Shear ...
- Yamada Sun ...
- Fastener Analysis ...
- Ramp Analysis ...

Airframe Design FEM-FSI

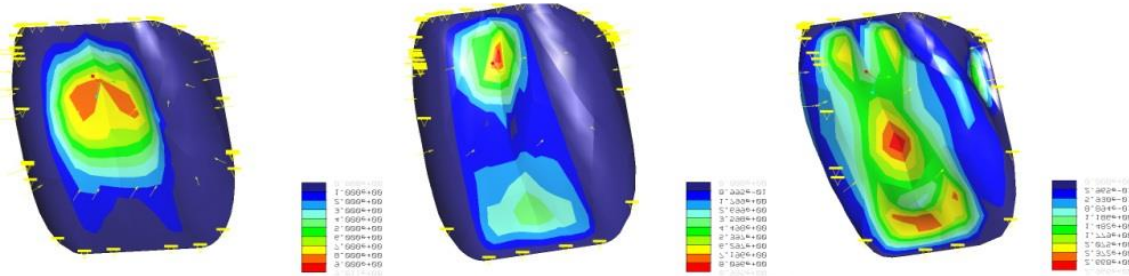
CFD Optimization KACST Light Helicopter

Features:

- Luxury 4-Seater Cabin.
- Turbine Engine.
- Carbon Composite Fuselage.
- Dual-Controls.
- NOTAR Anti-Torque System.
- Low-profile Rotor Hub.
- Infinite Life Composite Rotor Blades.

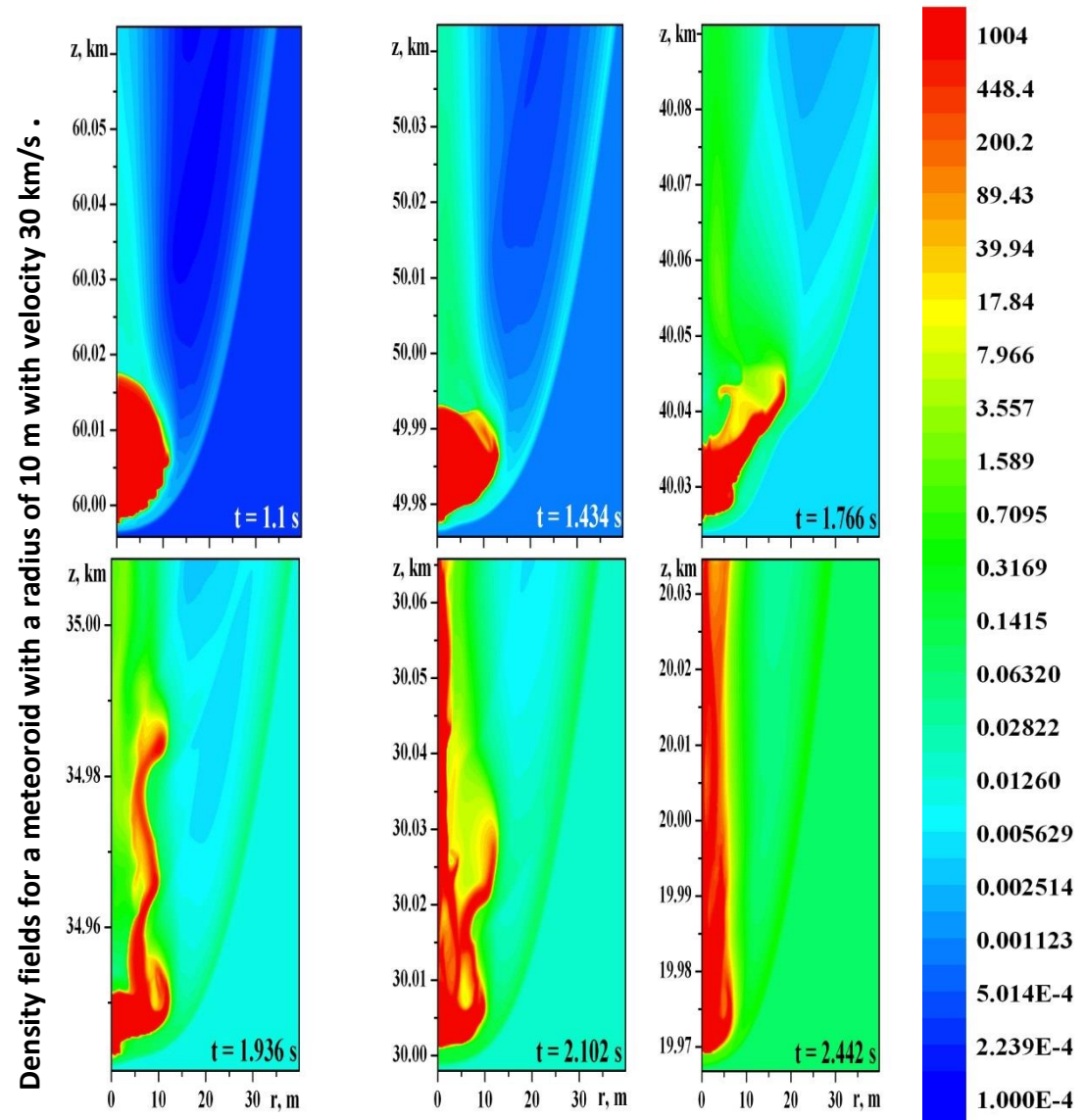


Main Rotor Diameter:	10.40m
Fuselage Length:	9.29m
Fuselage Width:	1.64m
Overall Height:	2.56m
Ground Clearance:	0.39m
Cabin Height:	2.08m
Skid Gear Width:	2.00m



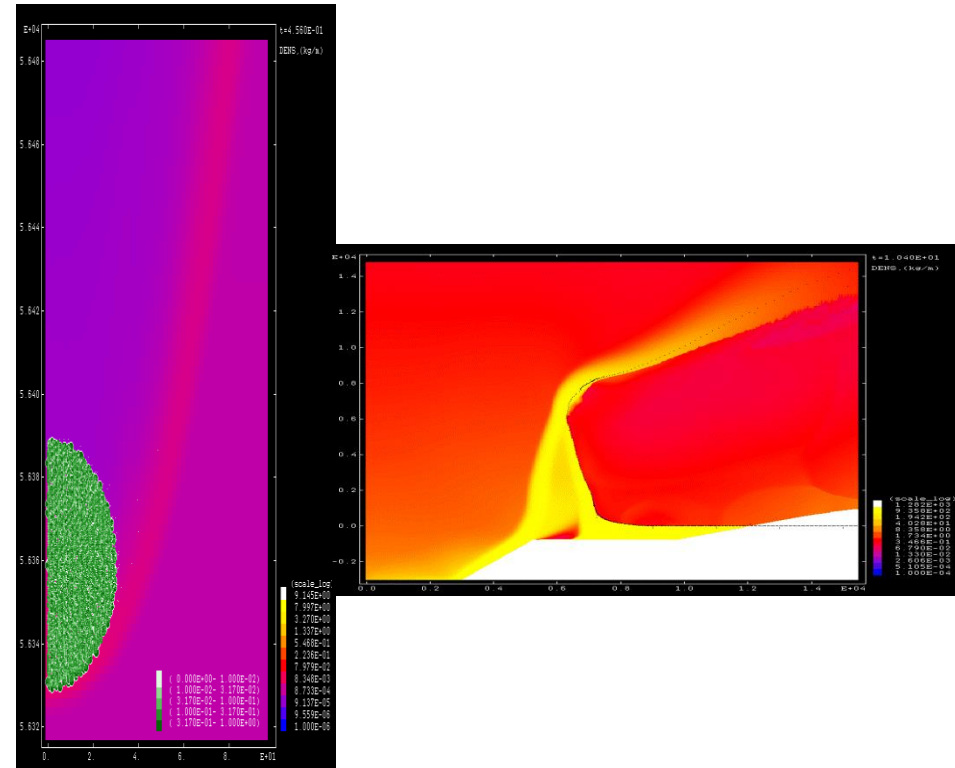
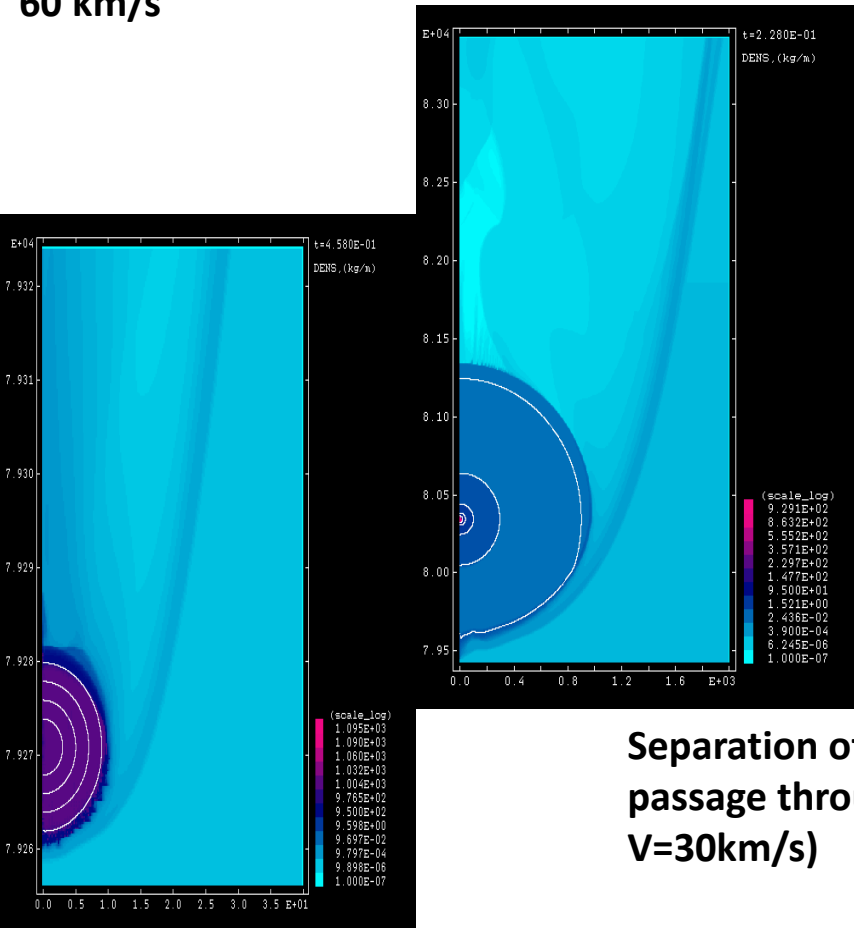
COMPUTATIONAL EXPERIMENT IN THE PROBLEMS OF HAZARDS DUE TO COMETS AND ASTEROIDS

- Development of physical and mathematical models of a falling large space body through dense layers of atmosphere and their impact on a surface of planets.
- Development of the applied software for carrying out of computing experiments in the field of tasks of asteroid hazard.
- Development of the applied software for visualisation of results of computing experiments.
- Carrying out of computing experiments and the analysis of the derived results.



Numerical Simulation of Collision & Fragmentation of Cosmic Bodies

Density fields of a comet-like object of radius 1000 m (the density is in kg/m³) with velocity 60 km/s



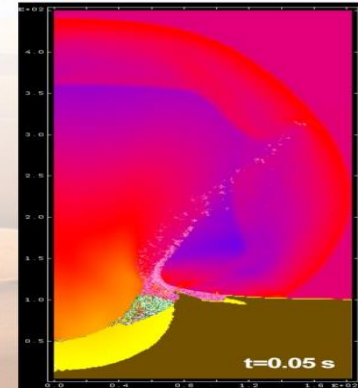
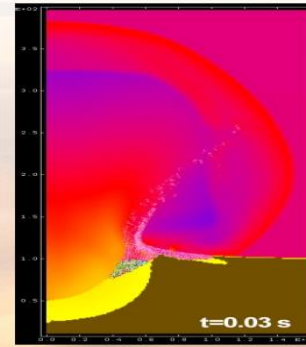
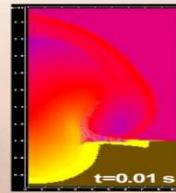
Separation of fragments of a space object in passage through the atmosphere ($R=30m$, $V=30km/s$)

FALL OF THE SMALL ASTEROID ON TO A DESERT

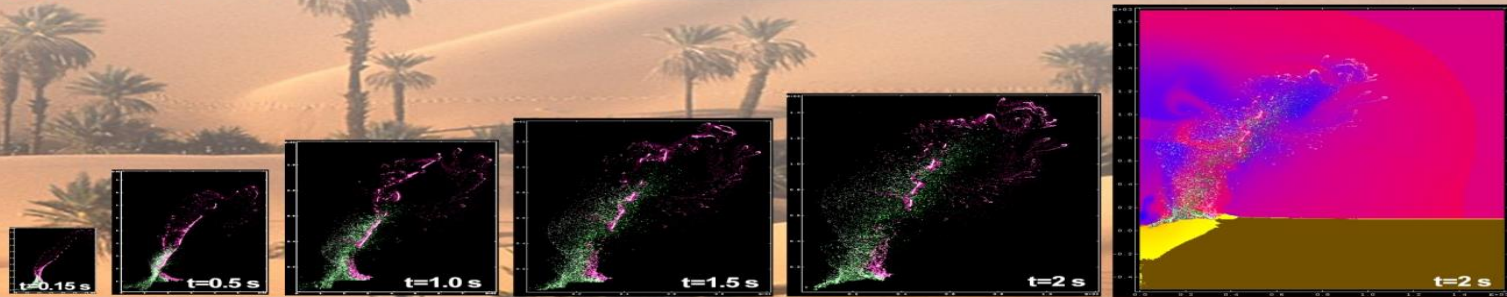
The initial data:

asteroid diameter 10 m
 asteroid speed 60 km/s
 altitude 100 m
 sand and dust 15 m

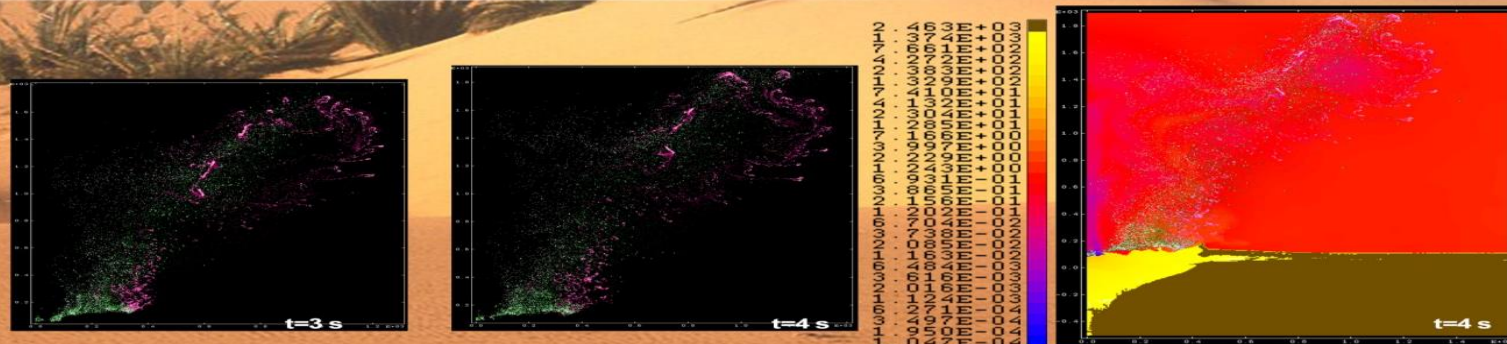
- sand & dust
- (0.000E+00 - 2.000E-06)
 - (2.000E-06 - 1.000E-05)
 - (1.000E-05 - 1.000E-04)
 - (1.000E-04 - 1.000E-03)
- stone
- (1.000E-03 - 1.974E-02)
 - (1.974E-02 - 3.898E-02)
 - (3.898E-02 - 7.696E-02)
 - (7.696E-02 - 1.519E-01)
 - (1.519E-01 - 3.000E-01)



Initial stage of the ejection



Stage of intense ejection



End of the ejection phase

Jet flow as one of the type of shear flows

POSSIBLE APPLICATIONS

- engines, fuel injectors
- burners and chemical reactions
 - heat exchangers
 - gas and liquid cleaners
 - pharmaceutical equipments
- flows in rivers, sea, oceans and atmosphere and etc.

Jet flow examples at different Reynolds number



$Re \leq 10^3$



$Re \approx 2.5 \times 10^3$

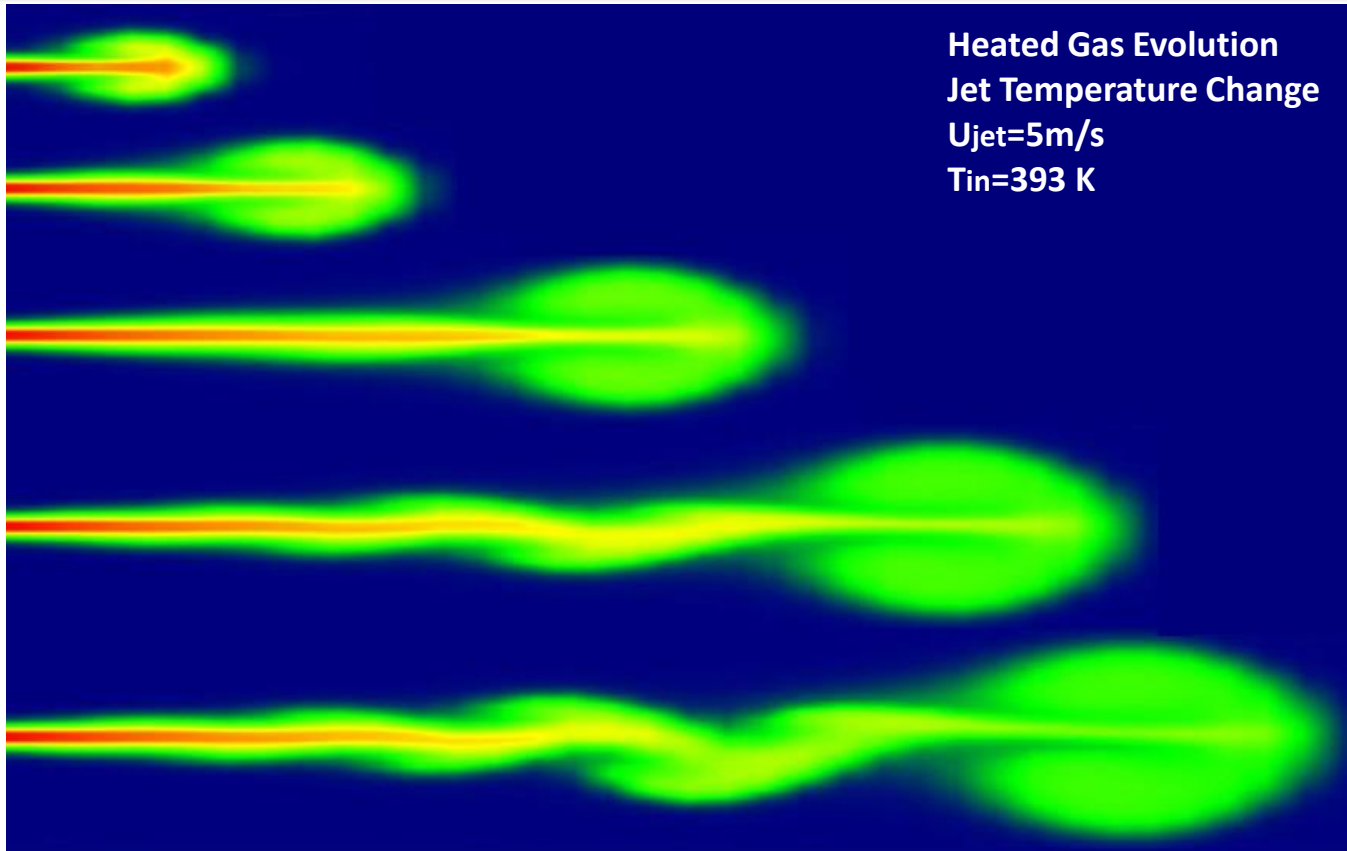


$Re \approx 1.0 \times 10^4$

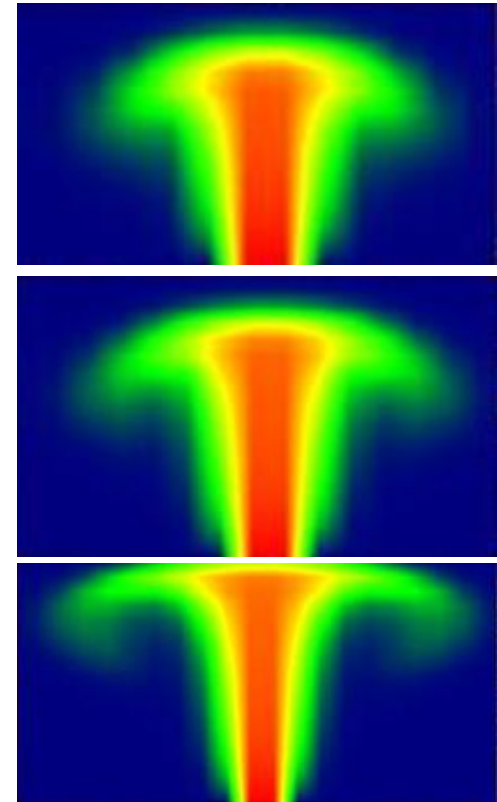


$Re > 10^8$

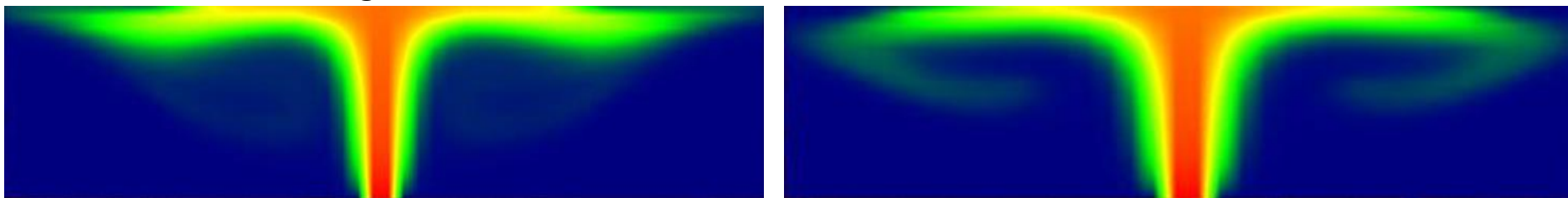
Turbulent Jet Simulation



Liquid Mixing Evolution



Oil Concentration Change At Different Time Moment $U_{jet} = 5m/s$

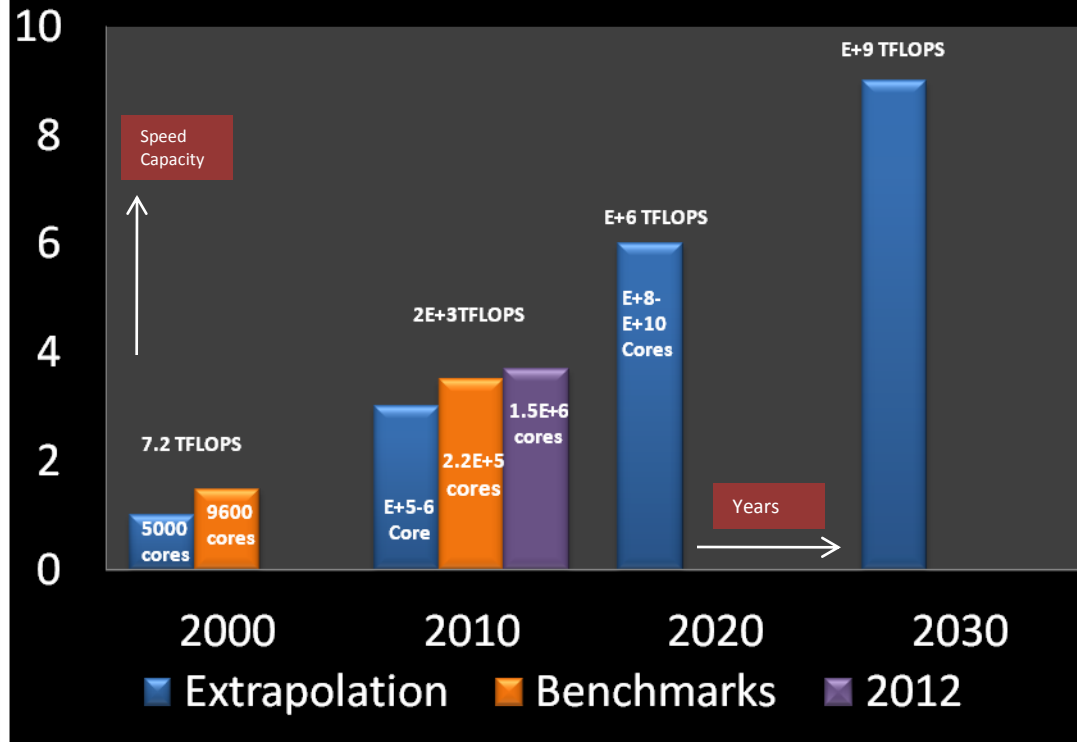


HPC Core Aspects

- **Size:** Many problems that are interesting to scientists and engineers can't be fitted on a regular machine due to the limitation of resources (CPU/RAM/Disk).
- **Speed:** Simulations require a lot of computing time: months or even years on a regular machine. But that only a few hours on a supercomputer.
- **Scale:** There are many questions for researchers on the scalability of the system such as can I make the run twice as fast with twice resources, Or, can I run twice workload with double resources within same time

Projections Of Core-Counts

Data Source:
Metacomp



The future is bright for HPC's but challenges loom as we go from Peta-Flops to Exa-Flops even Zeta-Flops

How do we program for 10^{8-10} cores, especially if the cores are different?

1. **Simulation:** of physical phenomena,

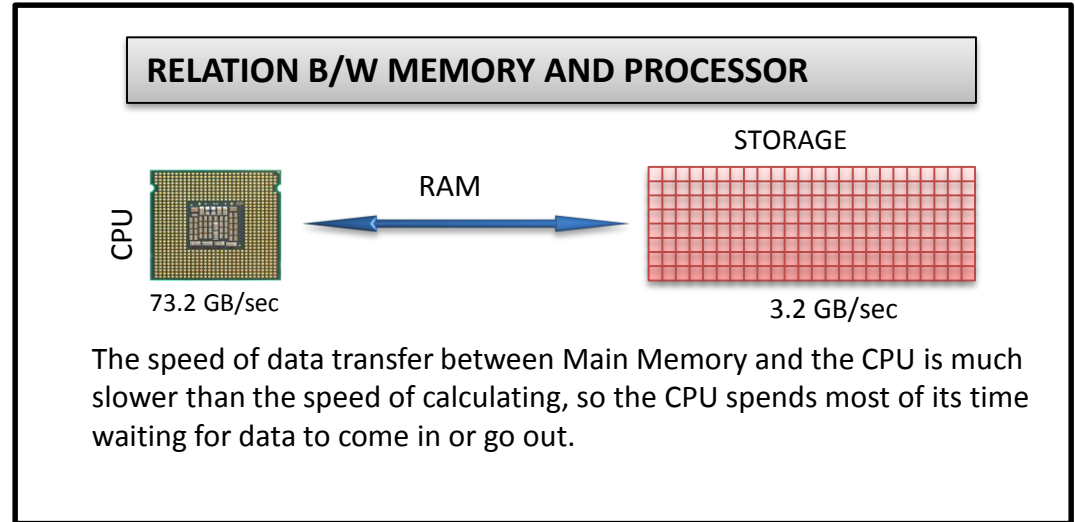
- Aerospace
- Weather forecasting
- Galaxy formation
- Oil reservoir analyses
- Multiphase flow
- Bio analyses

2. **Data Mining :** fetching information from haystack of data,

- Gene sequencing
- Signal processing
- Weather Forecasting

3. **Visualization:** representing a lot of data in graphical form that researchers can understand,

- CFD
- CAD
- Mesh
- Molecules



Data Source: oscer.ou.edu

1. Higher memory required for a given case depends on the numerical Schemes and the Model invoked, e.g. an algebraic multigrid scheme , multiphase flows etc.
2. Cases where you need more CPUs depends on the Number of equations and the model that is being invoked, which has a lot of computational overhead, e.g. the chemistry inversion in chemically reacting flows, solving a lot of equations on a large mesh size etc will take a lot of CPU time .
3. Some specific applications/numerical algorithms do not run well in multi-CPU HPC systems because they are not parallelized efficiently.

The Saudi Supercomputer “SANAM”

- ❑ King Abdulaziz City for Science and Technology (KACST) in Riyadh, Saudi Arabia, along with Frankfurt Institute for Advanced Studies (FIAS), needed to develop a High Speed Cluster (HSC) solution based on GPGPU technology (General-Purpose computing on Graphics Processing Units) to support efforts in quantum chromodynamics and nanotechnology research.
- ❑ Adtech Global and AMD deliver a new standard in power-efficient supercomputing through high-end hardware integration, infiniband connectivity, and the AMD Fire Pro graphics card.
- ❑ SANAM is based on an enhanced technology of the Frankfurt supercomputer LOEWE-CSC, which was the most energy-efficient multipurpose supercomputer in Europe.
- ❑ In terms of computing speed, “SANAM” is about 40 percent faster than the German supercomputer LOEWE-CSC, but requires merely one third of the power per computing operation.

Source: KACST, AMD , Adtech Global , Top500,Green500

Technical Details

1. Built by KACST and German institutes in 2012, 421TFlops.
2. 3,360 CPU core, 840 AMD GPU cards, 26,880GB memory
3. AMD's 420 AMD FirePro™ S10000 dual-GPU server graphics cards.
4. A new standard in GPGPU-based, power-efficient supercomputing



Applications

Mainly Serve areas related to seismic, aerospace, bioinformatics, weather and numerical simulations etc.

Impact

The supercomputer redefines power-efficiency, securing the number four ranking on the global Green500™ List, as well as 52nd on the Top500 Super Computer List in June 2013, which evaluates computing based on total speed.

Source: KACST, AMD , Adtech Global , Top500,Green500

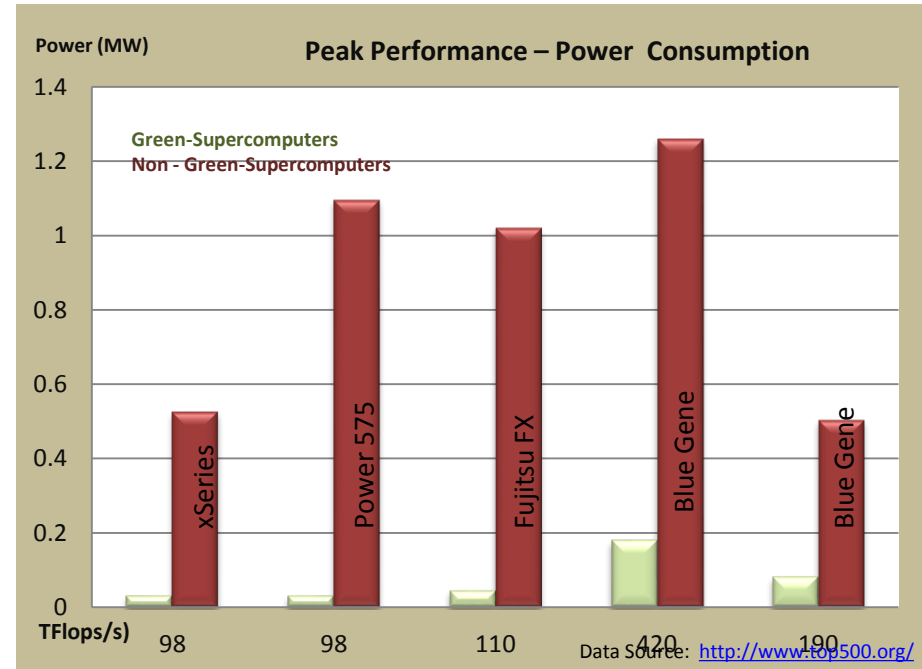
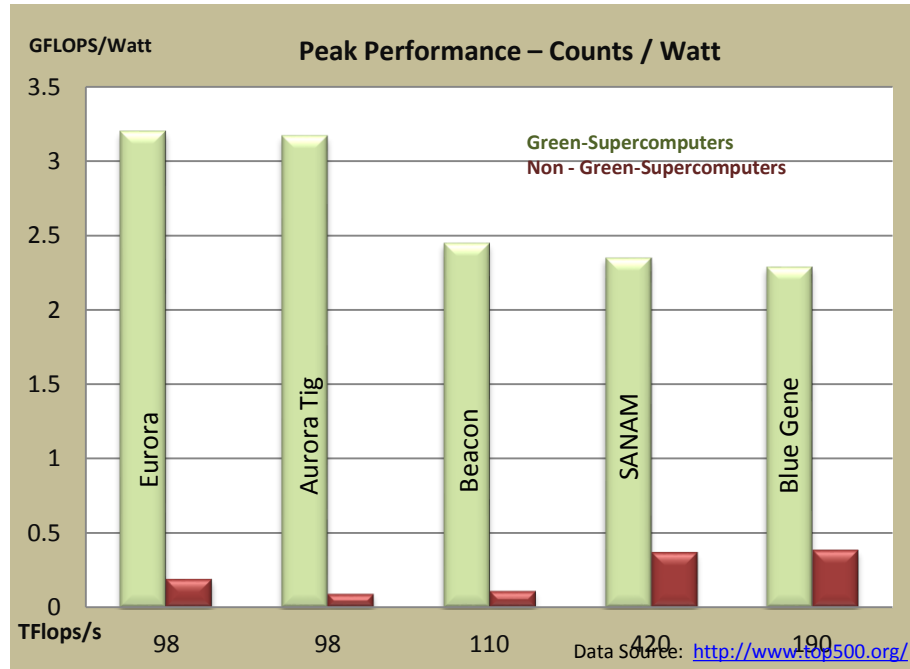
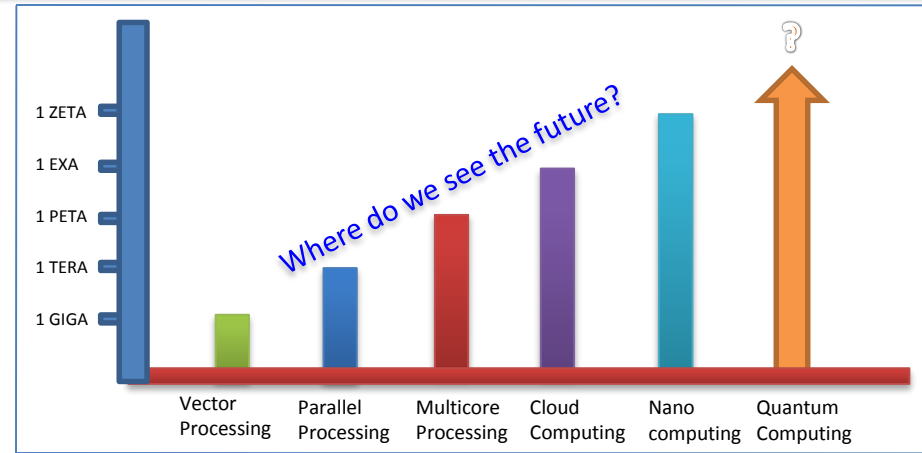
Closing Thoughts

- ❑ HPC is evolving with passage of time.
- ❑ Future is towards Extreme Scale Computing.
- ❑ Benefits of the problems solved at petascale.

It is estimated that 20 percent of world energy consumption is traceable by turbulent flow analysis and the energy it dissipates. [Source : ICES, University of Texas]

- ❑ Eco-Efficient Computers.

Why burn more power ,when same speed is achievable with less? (SANAM)



Thank You For Your Kind Attention